


ProLED-2X-CC180



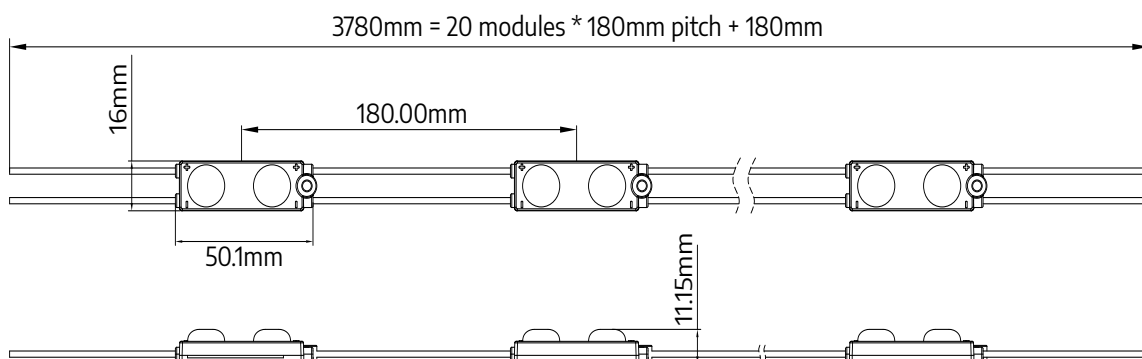
5-15 cm

3D letters, lightboxes



- luminous efficacy 135 lm/W
- premium quality
- energy-efficient
- for indoor and outdoor use
- 20 pcs in chain

DIMENSIONS



ProLED-2X-CC180



TECHNICAL SPECIFICATION

Parameter	Value
Rated voltage	12 V DC
Power consumption per module	0,78 W
Chain power consumption	15,6 W
Current consumption per module	65 mA
LED diodes	LumiLEDs - 2835
Quantity of LEDs	2
Light color	X = WW - warm white (3000K) X = NW - neutral white (4000K) X = W - white (7000K) X = CW - cold white (10000K)
Flux	116 lm (WW, NW, CW) 105 lm (W)
Flux density	161 lm/W (WW, NW, CW) 135 lm/W (W)
Color rendering index CRI	≥80 (on request ≥90, ≥95)
Beam angle	175°
Current stabilization	No
Dimming	Yes
Module dimensions (L × W × H)	50 × 16 × 11 mm
Cable length	130 mm
Number of modules in 1 m	5,5
Box weight	17 kg
Montage	Adhesive tape / mounting screw
Lifetime	L70B50 > 50000h
Working temperature	-25°C ... +60°C
IP protection	IP67
Warranty	7 years

ProLED-2X-CC180



CONNECTION DIAGRAM

One-side power input



Maximum number of modules 20 pcs

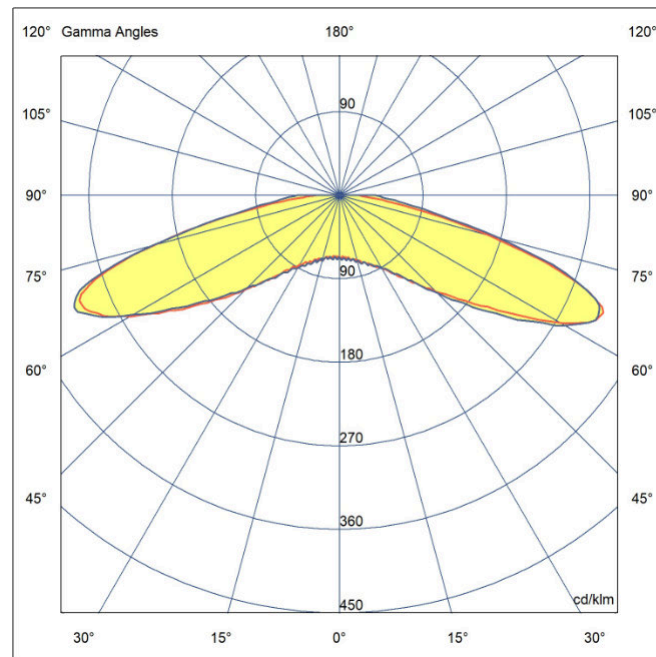
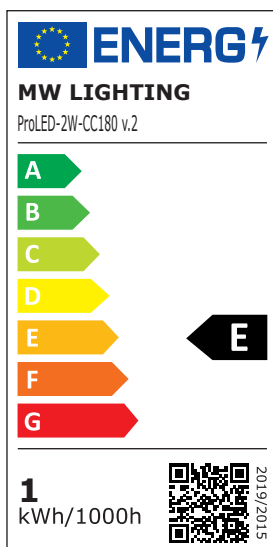
Two-side power input



Maximum number of modules 40 pcs

It is acceptable to connect multiple chains in parallel, as long as the power supply provides sufficient power.

ENERGY LABEL / BEAM ANGLE



LIGHT COLOR / CCT

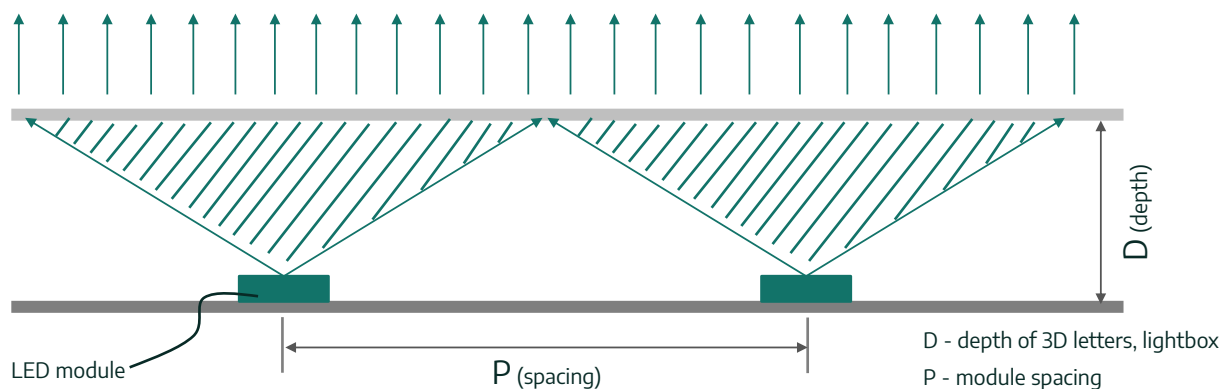
Abbreviation	Light color	CCT
WW	warm white	~3000K
NW	neutral white	~4000K
W	white	~7000K
CW	cold white	~10000K



ProLED-2X-CC180




APPLICATION

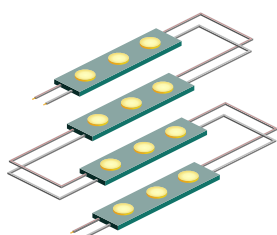


$$\text{optical performance proportion} = \frac{D}{P} = 1:3$$

Overall micro lens design can improve the lens uniformity performance.




PACKING



Chain
20 pcs



Bag
100 pcs



Box
1600 pcs