

# MW-MLD-CCT-2WW/W-LENS-24V



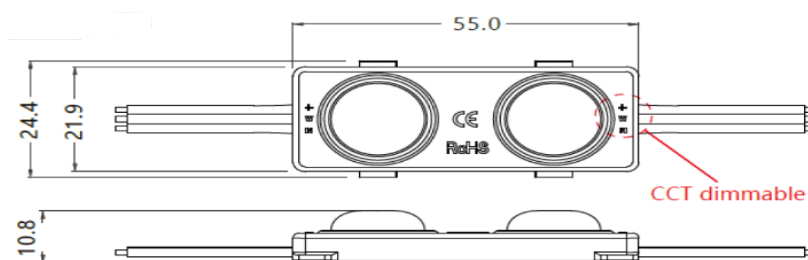
5-15 cm

3D letters, lightboxes



- luminous efficacy 81 lm/W
- adjustable color temperature
- built-in heat sink plate
- for indoor and outdoor use
- 20 pcs in chain

## DIMENSIONS



# MW-MLD-CCT-2WW/W-LENS-24V



## TECHNICAL SPECIFICATION

Parameter	Value
Rated voltage	24 V DC
Power consumption per module	0,96 W
Chain power consumption	19,2 W
Current consumption per module	40 mA
LED diodes	San'an led - 2835
Quantity of LEDs	2
Light color	CCT (WW/W) - 2700-6500K
Flux	78 lm
Flux density	81 lm/W
Color rendering index CRI	≥70 (on request ≥80, ≥90, ≥95)
Beam angle	165°
Current stabilization	Yes
Dimming	Yes
Module dimensions (L × W × H)	55 × 24 × 11 mm
Cable length	105 mm
Number of modules in 1 m	6,3
Box weight	14,5 kg
Montage	Adhesive tape / mounting screw
Lifetime	L70B50 > 50000h
Working temperature	-25°C ... +50°C
IP protection	IP64
Warranty	5 years

# MW-MLD-CCT-2WW/W-LENS-24V



## CONNECTION DIAGRAM

One-side power input



Maximum number of modules 20 pcs

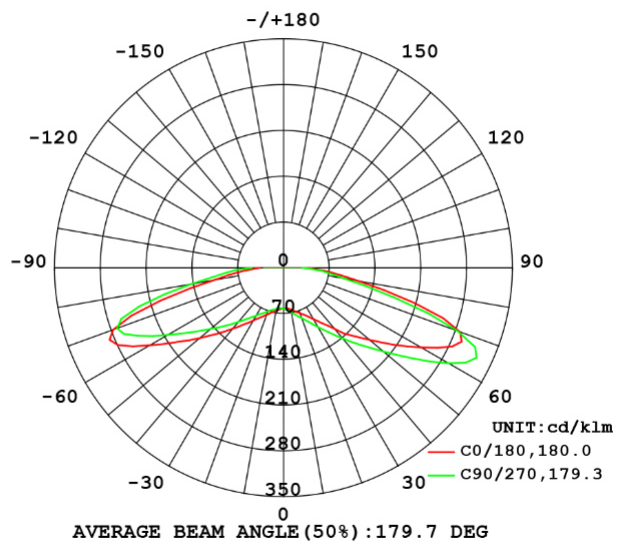
Two-side power input



Maximum number of modules 40 pcs


It is acceptable to connect multiple chains in parallel, as long as the power supply provides sufficient power.

## BEAM ANGLE



## LIGHT COLOR / CCT

Abbreviation	Light color	CCT
WW	warm white	~3000K
NW	neutral white	~4000K
W	white	~6500K
CW	cold white	~10000K



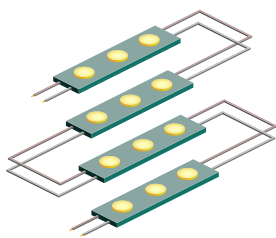
# MW-MLD-CCT-2WW/W-LENS-24V




## COLOUR TEMPERATURE RANGE




## PACKING



Chain  
**20 pcs**



Bag  
**120 pcs**



Box  
**960 pcs**

## OTHER NOTES

The 3M tape placed on the device is only used to pre-attach and position the LED modules. Use your own glue or mounting screw to securely and permanently attach the item to the surface.