

ProLED-3X-CC220



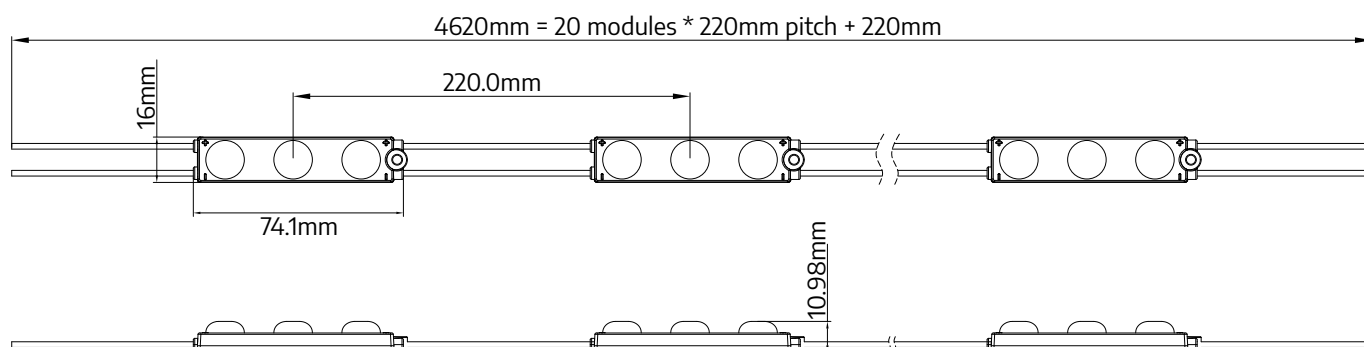
10-20 cm

3D letters, lightboxes



- luminous efficacy 161 lm/W
- premium quality
- energy-efficient
- for indoor and outdoor use
- 20 pcs in chain

DIMENSIONS



ProLED-3X-CC220



TECHNICAL SPECIFICATION

Parameter	Value
Rated voltage	12 V DC
Power consumption per module	1,08 W
Chain power consumption	21,6 W
Current consumption per module	90 mA
LED diodes	LumiLEDS - 2835
Quantity of LEDs	3
Light color	X = WW - warm white (3000K) X = NW - neutral white (4000K) X = W - white (7000K) X = CW - cold white (10000K)
Flux	174 lm
Flux density	161 lm/W
Color rendering index CRI	≥80 (on request ≥90, ≥95)
Beam angle	175°
Current stabilization	No
Dimming	Yes
Module dimensions (L × W × H)	74 × 16 × 11 mm
Cable length	150 mm
Number of modules in 1 m	4,5
Box weight	18 kg
Montage	Adhesive tape / mounting screw
Lifetime	L70B50 > 50000h
Working temperature	-25°C ... +60°C
IP protection	IP67
Warranty	7 years

ProLED-3X-CC220



CONNECTION DIAGRAM

One-side power input



Maximum number of modules 20 pcs

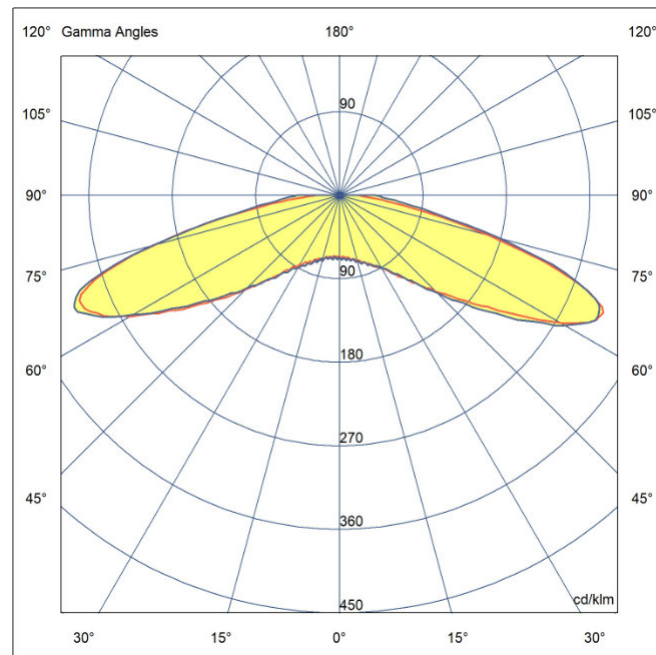
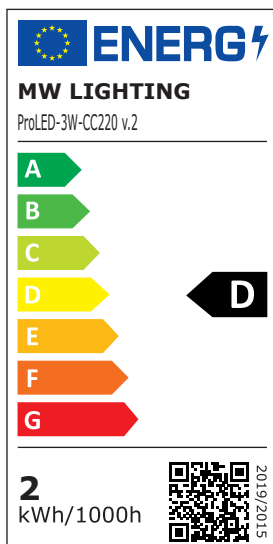
Two-side power input



Maximum number of modules 40 pcs

It is acceptable to connect multiple chains in parallel, as long as the power supply provides sufficient power.

ENERGY LABEL / BEAM ANGLE



LIGHT COLOR / CCT

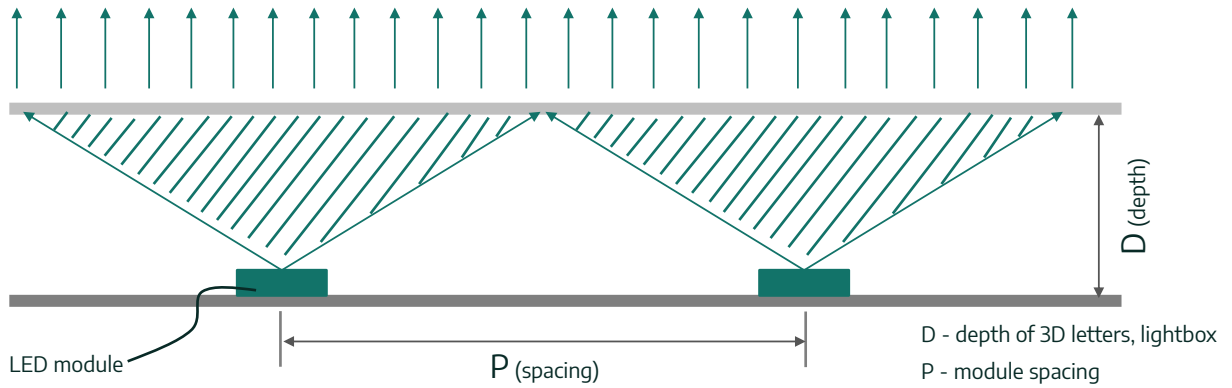
Abbreviation	Light color	CCT
WW	warm white	~3000K
NW	neutral white	~4000K
W	white	~7000K
CW	cold white	~10000K



ProLED-3X-CC220




APPLICATION



$$\text{optical performance proportion} = \frac{D}{P} = 1:3$$

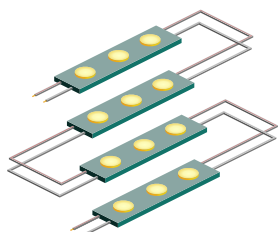
Overall micro lens design can improve the lens uniformity performance.



ProLED-3X-CC220




PACKING



Chain
20 pcs



Bag
100 pcs



Box
1200 pcs

OTHER NOTES

The 3M tape placed on the device is only used to pre-attach and position the LED modules. Use your own glue or mounting screw to securely and permanently attach the item to the surface.